



Side Hinged

Door

range guide



Style, Quality
& Great Value



Side hinged garage doors overview



Budget Side Hinged

See pages 16 to 19

The budget, non-insulated choice...

Gliderol's Budget range of side hinged doors in steel is brought up to date with three sided seals and effective cable operated locking.



Premium Side Hinged

See pages 20 to 21 See options on pages 26 to 31.

The contemporary, un-insulated choice...

Premium side hinged doors combine a single skin steel door panel within an aluminium sub frame, all pre-hung in an aluminium frame. Doors are un-insulated and fitted with mortice locking.



Premium20 Insulated Side Hinged

See pages 22 to 23

See door designs and options on pages 26 to 31.

The insulated choice...

Premium20 insulated doors have 20mm thick double skin insulated panels, mortice locking and 1-star security as standard.



Premium Therma Insulated Side Hinged

See pages 24 to 25

The ultimate secure and insulated choice...

The high performance side hinged garage door with unmatched thermal performance, strength and security with 51mm thick aluminium, thermally broken profiles with insulated panels, thermally broken frame and threshold and **Garage-Protect** 3-star security as standard.

*At 2.8/1.4 (based on a 2250mm x 2040mm door), the Gliderol insulated door compares favourably to some types of double-glazed windows.

Side hinged comparison...



Key: ● Standard | Optional

	Budget	Premium non-insulated	Premium20	Premium Thermal
Standard Colour(s)	White, Grey & Black	White, Grey & Black	White, Grey & Black	All Colour Options
Extra Colours Euro				●
Cylinder Lock	●	●	1 Star Security	3 Star Security
Locking type	2-Point Cable Operated	1-Point Mortice Lock	1-Point with 3-Point Option	3-Point Hook Locking
Standard Handle Colours	Black	Black	Chrome, Black, White	All colour options
Extra Handle Colours	-	-		●
Passive Leaf Bolts	Rear Surface Fitted	Concealed	Concealed	Concealed and long
Hinges	Fixed Stainless Steel	3D Adjustable	3D Adjustable	Slim 3D Adjustable
Insulation U-Value	-	-	2.8 W/m2K	1.4 W/m2K
Draught Resistant	-	-	●	●
Door Frame	50mm Steel	50mm Aluminium	50mm Aluminium	51mm Aluminium
Glazing	Perspex	Glass	Double Glazed Glass	Double Glazed Glass
Pull Bar Option	-			
Garage Protect Security	-	-		●
Door Panel	Single-Skin Steel	Single-Skin Steel	Double Skin Insulated	Double Skin Insulated

Budget steel side hinged garage doors

The budget, un-insulated choice...

Budget steel side hinged doors are easy to operate and so simple. Doors are constructed with a single steel skin and steel frame and are also available with matching personnel side entrance doors.

Made to last



The internal lock handle.



Side hinged, personnel and smart pass doors employ high grade corrosion protected hinges for smooth operation and elimination of leaf "sag".



All doors feature a strong sub-chassis with bracing plates to ensure rigidity of the door panel.



Standard doors have top and bottom cable operated lock latches to the active leaf and shoot bolts to the inactive leaf for dependable security.



Steel bracing gives side hinged doors a robust feel in every day use. The standard configuration shown uses twin latches on the active leaf and shoot bolts on the inactive leaf. Hold-open stays are available as an option.

Dylan



Dorridge with windows



Dorridge



Hollington



Hollington with windows




Plain




Diamond




Cross



Clear



Stippled



Black Mock

Window designs are all supplied with plastic Perspex in clear, stipple or black mock glazing with a choice of plain, Diamond or Cross designs.

Colour Options

Black Grey RAL7021	Jet Black RAL9005	Steel Blue RAL5011	Cobalt Blue RAL5013	Sky Blue RAL5015	Gentian Blue RAL5010	Signal Blue RAL5005	Light Blue RAL5012	Moss Green RAL6005	Fir Green RAL6009	Chartwell Green BS 14 C 35	Ruby Red RAL3003	Traffic Red RAL3020
Chocolate Brown RAL8017	Clay Brown RAL8003	Mahogany Brown RAL8016	Light Ivory RAL1015	Cream RAL9001	Traffic Yellow RAL1023							

Budget steel side hinged garage doors

Window designs are all supplied with plastic Perspex in clear, stipple or black mock glazing with a choice of plain, Diamond or Cross designs.

Small rib vertical with windows



Medium rib vertical with windows



Hartshill with windows



The inside of the door has no glazing.

Alton



Windows are black mock glazing.

Colour Options

Horizontal Medium Rib



Horizontal Small Rib



Horizontal Wide Rib shown in Anthracite Grey



Vertical Small Rib



Matching personnel doors share the same quality construction and ease of use.

Vertical Wide Rib



Vertical Medium Rib



Premium side hinged garage doors

NEW



Door stays are an optional extra on double leaf doors.

The robust, un-insulated choice...

Premium side hinged doors combine a single skin steel door panel within an aluminium sub frame, all pre-hung in an aluminium frame. Premium side hinged garage doors are also available with matching personnel side entrance doors.



The hinges (black as standard) are adjustable in 3 directions, allowing for easy alignment of the leaves, should it be required. Colour coded hinges are available on request



Concealed shoot bolts at the top and bottom of the inactive leaf hold the door securely in place. The adjustable keeps allow for easy alignment of the leaf position for a precise fit.



Doors are available with a 15mm aluminium threshold as an optional extra.



As standard, every door has a robust black handle, latch and deadlock with an adjustable keep for precise latching and an internal thumb turn for effortless operation.



A gasket between the door leaf frame and panel helps seal the door against the elements.

Steel bracing to the rear of the panels gives Premium side hinged garage doors good strength and. The black lever handle and thumb turn are neat and make opening and locking the door from inside simple. Matching side doors have the same construction. All doors also available 1/3:2/3 split, excluding doors with traditional windows, which are only available with a 50:50 split.



Premium side hinged garage doors are available up to 2750mm wide and 2350mm high.

Colour Options

Premium Vertical Small Rib



Premium Vertical Medium Rib



Premium Vertical Wide Rib



Premium Horizontal Small Rib



Premium Horizontal Medium Rib



Premium Horizontal Wide Rib



Premium Hartshill Vertical



Premium Westhill Mid Rib Vertical
With D handle



Premium Westhill Horizontal Wide Rib
With D handle




Premium Small Rib

Premium Medium Rib



Windows are supplied with A-rated double glazed clear or stipple glass with a choice of plain or Cross designs.



Premium20 side hinged garage doors



The secure, insulated choice...

Premium20 insulated doors have 20mm thick double skin insulated panels, mortice locking and 1-star security as standard. For added security, 3-Point hook locking is available as an option. Panels are mounted in specially extruded aluminium surrounds and completed with an aluminium frame. All components are precision machined for the ideal combination of high-grade engineering, great performance and stunning good looks.




*At 2.8 (based on a 2250mm x 2040mm door), the Gliderol insulated door compares favourably to some types of double-glazed windows.



Anthracite Grey



Matching side doors are also available.



Door stays are included as standard on double leaf doors.

All doors also available 1/3:2/3 split, excluding doors with traditional windows, which are only available with a 50:50 split.



*U-Value
2.8

Doors have a very neat, flat inner face, free from joints.




As standard, every Premium20 door has a robust handle, latch and deadlock with an adjustable keep for precise latching and an internal thumb turn for effortless operation.



Concealed shoot bolts at the top and bottom of the inactive leaf hold the door securely in place. The adjustable keeps allow for easy alignment of the leaf position for a precise fit.



Double seals to the door leaf and frame help protect against the weather and limit dust and debris entering your garage.



A gasket between the door leaf frame and insulated panel further helps seal the door against the elements.



The Premium20 has 1 star security - 1 star anti-snap Euro profile locking cylinder and single point mortice locking.



The Premium20 has a box profile threshold.



Premium20 colour matched hinges are adjustable in 3 directions, allowing for easy alignment of the leaves, should it be required.



Premium Thermal side hinged garage doors



The ultimate secure, insulated choice...

The high performance side hinged garage door with unmatched thermal performance, strength and security with 51mm thick aluminium profile, thermally broken profiles with insulated panels, thermally broken frame and threshold and Garage-Protect 3-star security as standard.

Panels are mounted in specially extruded aluminium surrounds and completed with an aluminium frame. All components are precision machined for the ideal combination of high-grade engineering, great performance and stunning good looks.


*At 1.4 (based on a 2250mm x 2040mm door), the Gliderol insulated door compares favourably to some types of double-glazed windows.



Chartwell Green



Matching side doors are also available.



Door stays are included as standard on double leaf doors.

Doors have a very neat, flat inner face, free from joints.



All doors also available 1/3:2/3 split, excluding doors with traditional windows, which are only available with a 50:50 split.

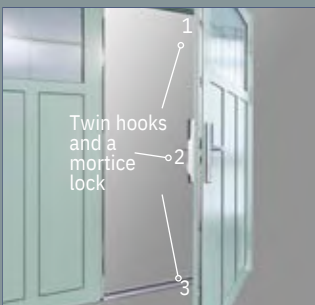


As standard, every door has a robust handle, latch and deadlock with an adjustable keep for precise latching and an internal thumb turn for effortless operation.



Concealed shoot bolts at the top and bottom of the inactive leaf hold the door securely in place. The adjustable keeps allow for easy alignment of the leaf position for a precise fit. Extra long throw shoot bolts add extra security and strength to the Premium Thermal door.

Extra long throw shoot bolts add extra security and strength to the Premium Thermal door.




Three point locking with mortice and twin hook locks is standard on the Premium Thermal. Shown here with the ERA Smart lock option.



Premium Thermal doors have 3 star security - 3 star anti-snap Euro profile, security keys and three-point mortice and hook locking.


Double seals to the door leaf and frame help protect against the weather and limit dust and debris entering your garage.



A gasket between the door leaf and frame and insulated panel further helps seal the door against the elements.



The Premium Thermal has a polyisocyanurate thermal core for class-leading insulation with a thermally broken threshold, frame and door leaf, preventing energy loss by removing heat conducting bridges between the inside and outside of the door.



Premium Thermal slimline 3D hinges adjust in 3 planes for easy leaf alignment.



The Premium Thermal has a thermally broken lipped and ramped threshold for enhanced access, sealing and energy efficiency.



All designs available in Premium20 and Premium Thermal

Premium Kingsbury with stippled glazing



Shown with ERA smart lock & Premium Thermal slim-line hinges

Premium Medium Rib with Traditional Windows



Chartwell Green

Premium Horizontal Medium Rib



Steel Blue

Premium Horizontal Wide Rib



Signal Blue

Premium Vertical Wide Rib



Dusty Grey

Premium Vertical Medium Rib



Anthracite Grey

Premium Coleshill




Light Grey

Premium Solid with 1200mm pull bars



Ruby Red

(1600mm pull bars also available)



All styles are available with a traditional-style double glazed top section with colour matched inserts in stippled or clear glazing. Traditional glazing is only available on 50:50 split doors.



The paint finish is a highly-durable powdercoat ripple texture that gives an attractive finish with excellent resilience.

Colour Options

All designs available in Premium20 and Premium Thermal

Premium Whitacre



Cobalt Blue



All styles are available with a traditional-style double glazed top section with colour matched inserts in stippled or clear glazing. Traditional glazing is only available on 50:50 split doors.



The paint finish is a highly-durable powdercoat ripple texture that gives an attractive finish with excellent resilience.

Premium Bradford



Anthracite Grey

Premium Square Porthole Glazing



Anthracite Grey



Premium20 Mid Rib Vertical



White

Premium20 Mid Rib Horizontal



White

Premium Wide Rib Vertical



White

Premium Wide Rib Horizontal



White


Colour Options

Premium20 & Premium Thermal

Handle Finish Options

Doors have a Chrome handle as standard, with white and black as a no-cost option.

The Premium Thermal is available with the additional finish options shown as a no-cost option, Premium and Premium20 doors as a cost option:



D Handles

Stainless steel pull handles are a sleek alternative to the standard lever handle and are supplied with a ball catch and deadlock.

Available in two sizes:

- 1200mm
- 1600mm

3-Point Locking

For an added level of security on Premium20 insulated doors, 3-point locking with twin hook locks, is available as an option. (Minimum over-frame height 1600mm.)



ERA Smart Locking

Era smart lock with fingerprint operation, key card operation and smart phone control via an app - the ultimate in security and convenience!



Key card operation.

Fingerprint operation.

Matching Side Doors

Matching side doors are also available for all double leaf garage doors.



Product Guarantees

In the unlikely event of a warranty claim, please contact your dealer that installed your garage door and supply them with details of the serial number on the side or back of the garage door. Your dealer will supply further details of the claim along with proof of purchase to the warranty department at Gliderol.

Warranty period

A warranty covering the safe and reliable operation of the garage door for a period of 10 years from the date of purchase is given to the original purchaser, this warranty is for help and advice on the safety and reliability of the product and identifying parts and consumables in the event of a failure.

Product Guarantee

The standard guarantee of 2 years is given to the holder of the product that covers all parts and the panel providing the serial number is readable, intact and in place. Factory applied paint finishes have 2 years on steel doors that have standard colours applied, special non-standard colours are excluded.

The product is given a 2-year warranty for the following item – springs; tracks; rollers; hinges and locking for normal use whereby normal use consists of no more than 5 operations (open/ close) per day. We recommend the product is inspected and serviced annually by a competent engineer from the garage door industry, the warranty for parts replaced by an engineer or for supply only is 6 months or for the remainder of the warranty period. All cables are excluded from the warranty given. If warranty work is carried out the product guarantee does not extend past the anniversary of installation / supply date.

Requirements

Warranties are valid in the UK. The product must have been purchased through Gliderol or one of our authorised partners and a serial number and receipt of purchase provided. The warranty only covers damage to the garage door in the unlikely event of a failure, no surrounding items are covered.

Performance

During the warranty period we will rectify defects to the product that can be proved to be material or manufacturing faults. At our discretion we will either exchange; repair or reduce the price. we will not accept any costs for dismantling; installation or delivery.

Warranty exclusions.

Doors must be inspected on delivery and are only to be signed for once you are satisfied with the condition, please do not accept any item you are not satisfied with. You have 48 hours from receipt of the item to inform us of any issues. By installing the garage door, the customer acknowledges and accepts the condition of the door as it stands post-delivery, no claim for damage will be accepted once the item has been installed.

Improper transport; fitting and adjustment. Repairs by non-qualified or non-competent individuals.

External influences such as fire, water, alkaline solutions, acid, bird droppings or abnormal atmospheric pollution.

The use of non-Gliderol Doors parts without the approval of the manufacturer.

Damage caused in general use after delivery.

All cables have a limited warranty of 2 years for parts only, cables should be checked regularly and adjusted by a recognised installer, a list of service engineers is available from the Gliderol website. Failure to inspect, adjust or replace damaged cables early can cause a terminal failure of the product and prevent entry into the garage.

Painted doors give an outstanding finish compared to hand painted doors however they can be scratched or chipped by everyday use, refer to the internal label for care and maintenance of your door, The paint finish is cosmetic and the front panel should be uniform when viewed from 3 meters distance, we offer a 2 year warranty against paint failure, minor blemishes in the finish are inevitable.

The rear of the door will not enjoy such a uniform finish by its nature and will have a different level of coating due to the manufacturing process however this does not affect the performance of the product and all doors are supplied galvanized and Painted or galvanized only giving outstanding external use.

The rolling or pressing of steel panels during manufacturing may cause distortion in the steel and while every effort is made to keep this to a minimum, Inevitably some distortion will remain, The powder coating process may make this slight distortion more apparent, Especially under certain lighting conditions.

Doors fitted within 5 miles of the coast line (where the beach ends and the land begins) and inland estuary are exempt from the paint finish warranty.

Additional information.

It is a fundamental condition of this guarantee that the product has been installed, maintained, cleaned and serviced correctly and is used solely for which it was designed.

Incorrect installation, maintenance and service will invalidate the warranty.

The door must be kept in a clean condition and free from impact damage, any areas of paint damage must be dressed with touch up paint as soon as possible.

We strongly advise that you do not book an installer or remove your existing door until your goods have arrived and have been checked. We are not liable for any installation costs, consequential losses for time, travel costs, costs due to transport damage on arrival or compensation in any way. We require to be notified of any damaged goods within 48 hours of arrival.

Presented by:

March 2025



GLIDEROL

Gliderol Garage Doors,
Kitching Road,
Peterlee, SR8 2HP

Tel: 0191 518 0455
Email: sales@gliderol.co.uk
Web: www.gliderol.co.uk